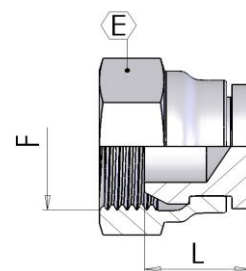
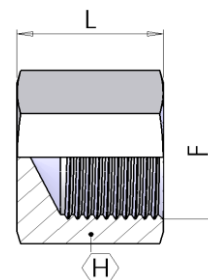


695 **Tappo femmina girevole**



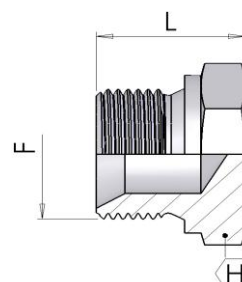
part number	Dimensions		
	F	L	E
695TFSO-02	1/8-28	11	14
695TFSO-04	1/4-19	14	19
695TFSO-06	3/8-19	15	22
695TFSO-08	1/2-14	16	27
695TFSO-10	5/8-14	16	30
695TFSO-12	3/4-14	18	32
695TFSO-16	1-11	20	38
695TFSO-20	1.1/4-11	24	50
695TFSO-24	1.1/2-11	27	55
695TFSO-32	2-11	24	70

**698 Tappo femmina fissa**



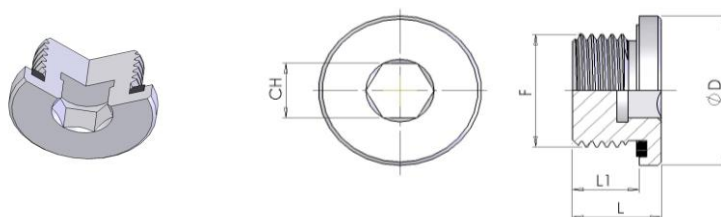
part number	Dimensions		
	F	L	H
698TFNS-02	1/8-28	16	14
698TFNS-04	1/4-19	19	19
698TFNS-06	3/8-19	21	22
698TFNS-08	1/2-14	23	27
698TFNS-10	5/8-14	25	30
698TFNS-12	3/4-14	28	32
698TFNS-16	1-11	31	41
698TFNS-20	1.1/4-11	36	50
698TFNS-24	1.1/2-11	41	55
698TFNS-32	2-11	46	70

**690 Tappo maschio**



part number	Dimensions		
	F	L	H
690TMG-02	1/8-28	15	14
690TMG-04	1/4-19	19	19
690TMG-06	3/8-19	22	22
690TMG-08	1/2-14	25	27
690TMG-10	5/8-14	27	30
690TMG-12	3/4-14	27	32
690TMG-16	1-11	30	41
690TMG-20	1.1/4-11	34	50
690TMG-24	1.1/2-11	39	55
690TMG-32	2-11	43	70

938 Tappo esagono incassato con guarnizione piana 1076..-1077..



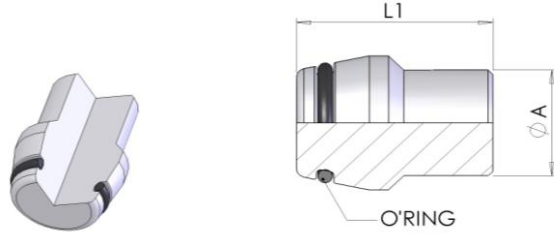
**Filettatura / Thread:**  
BSPP (Form E DIN 3852)

W.P.	part number		thread	Dimensions			
bar			F	L	L <sub>1</sub>	D	CH
400	938TB-02	107601	G 1/8	12	8	14	5
	938TB-04	107602	G 1/4	17	12	19	6
	938TB-06	107603	G 3/8	17	12	22	8
	938TB-08	107604	G 1/2	19	14	27	10
	938TB-12	107605	G 3/4	21	16	32	12
	938TB-16	107606	G 1	22,5	16	40	17
250	938TB-20	107607	G 1 1/4	22,5	16	50	22
	938TB-24	107608	G 1 1/2	22,5	16	55	24

**Filettatura / Thread:**  
Metric (Form E DIN 3852)

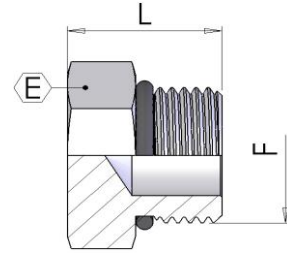
W.P.	part number		thread	Dimensions			
bar			F	L	L <sub>1</sub>	D	CH
400	938TB-M-10X1	107701	M 10x1	12	8	14	5
	938TB-M-12X1,5	107702	M 12x1,5	17	12	17	6
	938TB-M-14X1,5	107703	M 14x1,5	17	12	19	6
	938TB-M-16X1,5	107704	M 16x1,5	17	12	22	8
	938TB-M-18X1,5	107705	M 18x1,5	17	12	24	8
	938TB-M-20X1,5	107706	M 20x1,5	19	14	26	10
	938TB-M-22X1,5	107707	M 22x1,5	19	14	27	10
	938TB-M-26X1,5	107708	M 26x1,5	21	16	32	12
	938TB-M-27X2	107709	M 27x2	21	16	32	12
	938TB-M-33X2	107710	M 33x2	22,5	16	40	17
	250	938TB-M-42X2	107711	M 42x2	22,5	16	50
938TB-M-48X2		107712	M 48x2	22,5	16	55	24

940 Tappo Tubico con O-Ring 1073..



W.P.	part number	Ø tube	Dimensions		O-Ring	
			A	L		
bar		mm			mm	
L	315	940TC-06LS 107304	6	6	18,5	4 x 1,5
		940TC-08LS 107305	8	8	18,5	6 x 1,5
		940TC-10LS 107306	10	10	20	7,5 x 1,5
		940TC-12LS 107307	12	12	20,5	9 x 1,5
		940TC-15L 107308	15	15	20,5	12 x 2
	160	940TC-18L 107309	18	18	22,5	15 x 2
		940TC-22L 107310	22	22	25	20 x 2
		940TC-28L 107311	28	28	25,5	26 x 2
		940TC-35L 107312	35	35	30	32 x 2,5
		940TC-42L 107313	42	42	30	38 x 2,5
S	630	940TC-14S 107318	14	14	22,5	10 x 2
	400	940TC-16S 107319	16	16	23,5	12 x 2
		940TC-20S 107320	20	20	28,5	16,3 x 2,4
		940TC-25S 107321	25	25	29	20 x 2,4
		940TC-30S 107322	30	30	30,5	25,3 x 2,4
		315	940TC-38S 107323	38	38	33

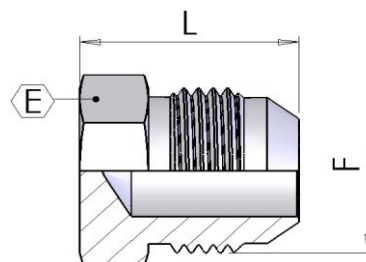
**5040 Tappo maschio SAE**



**Filettatura / Thread:**  
UNF/UN (ISO 11926-1)

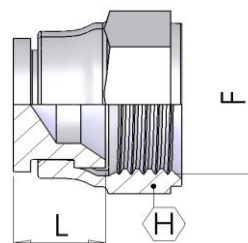
part number	Ø tube		Dimensions		
	mm	inch	F	L	E
5040-04			7/16" - 20	17	14
5040-05			1/2" - 20	17	14
5040-06			9/16" - 18	19	17
5040-08			3/4" - 16	21	22
5040-10			7/8" - 14	24	27
5040-12			1.1/16" - 12	27	32
5040-16			1.5/16" - 12	28	38

## 692 Tappo maschio



part number	Ø tube		Dimensions		
	mm	inch	F	L	E
692TMJ-04			7/16" - 20	22	12
692TMJ-05			1/2" - 20	20	14
692TMJ-06			9/16" - 18	22	15
692TMJ-08			3/4" - 16	25	19
692TMJ-10			7/8" - 14	27	24
692TMJ-12			1.1/16" - 12	32	27
692TMJ-14			1.3/16" - 12	33	32
692TMJ-16			1.5/16" - 12	33	34
692TMJ-20			1.5/8" - 12	36	46
692TMJ-24			1.7/8" - 12	43	50

## 697 Tappo femmina girevole



part number	Ø tube		Dimensions		
	mm	inch	F	L	H
697TFJ-04			7/16" - 20	10	14
697TFJ-05			1/2" - 20	10	17
697TFJ-06			9/16" - 18	12	19
697TFJ-07			5/8" - 18	12	22
697TFJ-08			3/4" - 16	13	24
697TFJ-10			7/8" - 14	14	27
697TFJ-12			1.1/16" - 12	16	32
697TFJ-14			1.3/16" - 12	15	36
697TFJ-16			1.5/16" - 12	17	41
697TFJ-20			1.5/8" - 12	20	50
697TFJ-24			1.7/8" - 12	23	55